

CHD Scanning Services

Please read these notes before bringing your work for scanning

CHD Ltd produce accurate and reproducible digital colour scans of fine artworks. Every effort is made to reproduce exactly the colour, tone and appearance of the original work. Customers should be aware of the following characteristics of their digital files.

CHD Cruse-scanned images are high resolution, large in bytes, 16-bit and RGB in colour. Unless you have a high-specification machine these can be difficult to open on your computer.

All files contain a colour-checker within the image area as an objective colour reference. All files also contain an embedded colour profile to assist your printer in reproducing your work. This profile is named "Cruse LED Lights".

The entire painting or drawing is scanned, including all edges to show the whole work. There will be a black border around all sides of the artwork.

The colour target will appear as below and can be cropped out in Photoshop for final reproduction.



PRINTING

Customers should be aware that the preparation of files for printing is their own responsibility, as the final presentation of the artwork will vary from artist to artist. You should discuss with your printer the particulars of paper surface, ink and colour appearance. If you are using 'theprintspace' for your printing services then please follow their online guide tutorials before submitting your work.

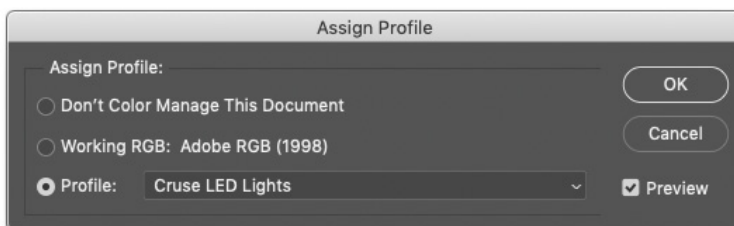
<https://www.theprintspace.co.uk/help/article-categories/art-photographic-printing/>

You may find their YouTube channel useful.

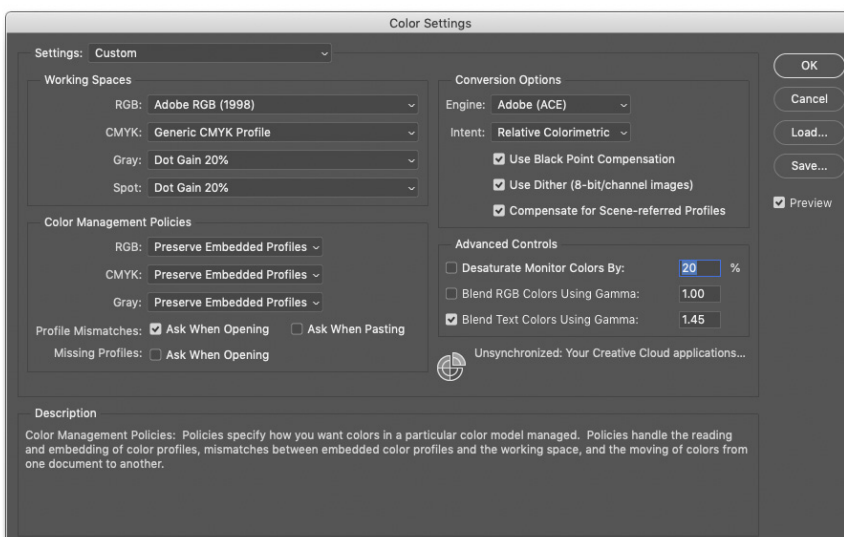
<https://www.youtube.com/channel/UCTOfVee2ONAYoHZib0ifUrg>

In order to see the true colour of the digital scan you should view the digital file on a colour-calibrated monitor.

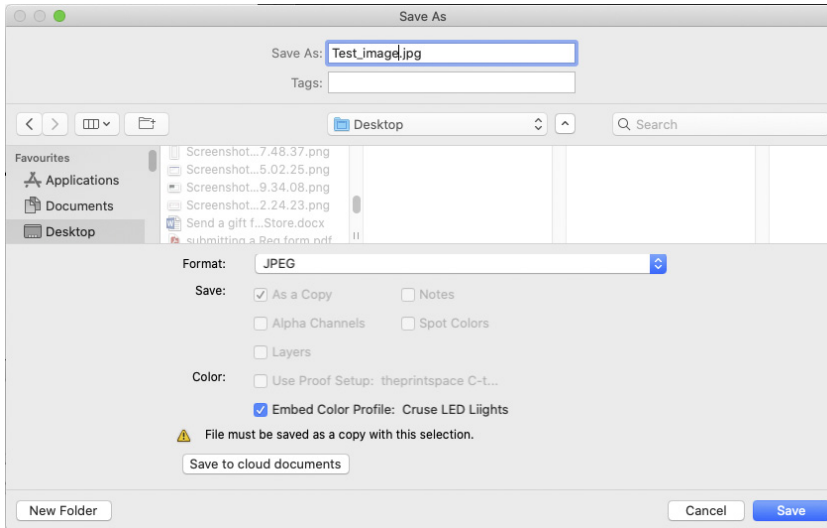
You should also preserve the embedded colour profile. If using Adobe Photoshop (recommended) this is seen at: Edit/Assign Profile: Edit/Colour Settings. See below.



When opening images in Adobe Photoshop, Lightroom, or Camera Raw, always select "Preserve Embedded Profiles" for CHD images. In this way the true colour intent from the scanner to the output device is assured.



This profile is also important when you make derivative JPEG images from the TIFF master. Ensure that the “Assign Colour Profile: ‘Cruse LED Lights’ “ checkbox is selected when saving under this option.



Crop the image to reflect the final look of your print.



DELIVERY OF FILES

CHD recommend that you provide a large capacity USB stick or small portable hard-drive when bringing your artworks for scanning. As file-sizes increase, delivery by large-file transfer becomes more time-consuming and can be problematic for some clients. We can supply USB 16Gb flash drives at a cost of £12 plus VAT.

CHD Ltd will keep your files on our servers for three months after digitisation, so if you have an immediate problem, we can re-supply you with further copies. We cannot guarantee to keep copies for longer than three months and recommend that you make duplicate copies in order to preserve your images for the future.

NON-SPECTRAL COLOURS

Please note that some artist materials, such as fluorescent colours and gold and silver paints or leaf, can be difficult to reproduce accurately. If your artworks contain these types of material do not hesitate to call and discuss before scanning.

